

Parking POS V2 Pro



PARKING POS

Ver. 1.3
2021-06

Cashier Login

Press and hold for 6 seconds to enter the network settings.

Server

Server IP address or cloud server URL.

User

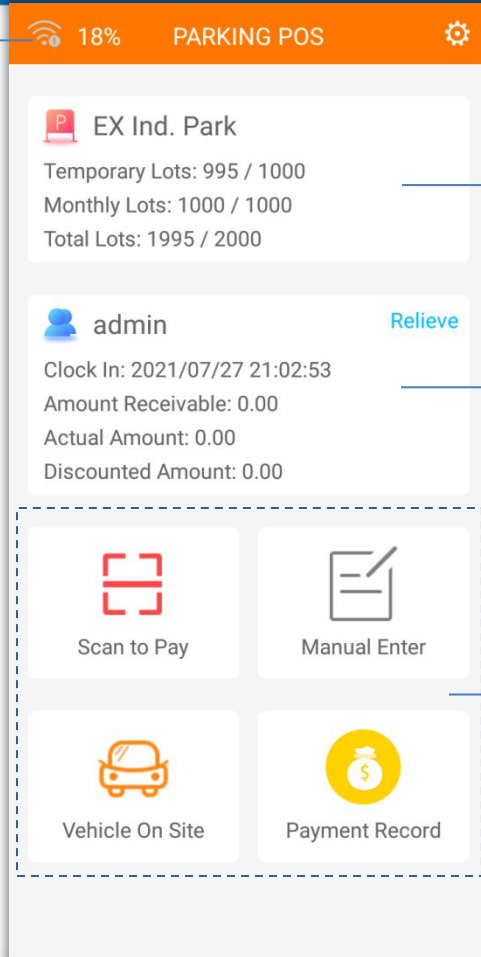
Testing Demo:

Password

p.excelsoo.com:8888

Login

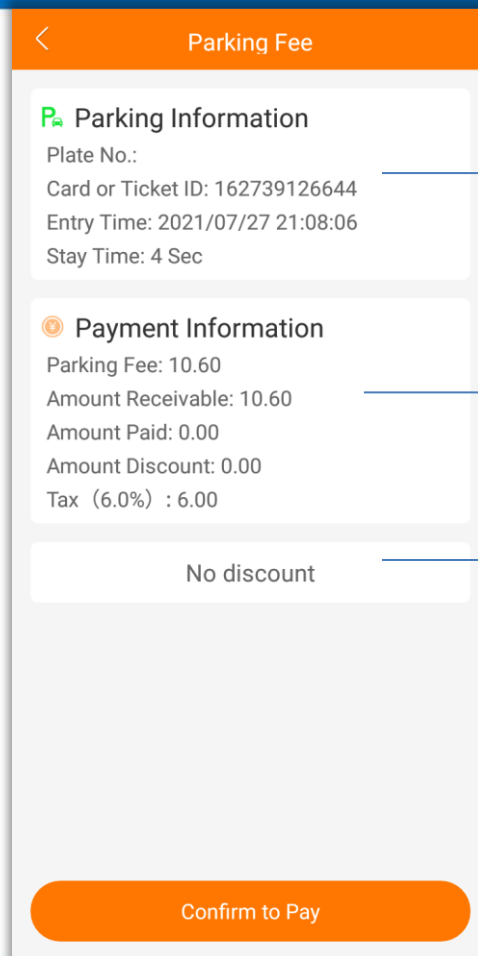

State Of Charge and Network



Parking Lots Information

On-duty Operator Information

Payment Record



→ Parking Information

→ Charge Information

→ Click to choose whether to discount and discount method.

The screenshot shows a mobile application interface titled "Manual Enter". At the top is an orange header bar with a back arrow and the title. Below the header are two input fields: "Plate No." and "Card or Ticket ID". The "Card or Ticket ID" field has a red square icon with a white crosshair. Below these fields is a button labeled "Entry1". A large rectangular area below the button contains the text "Click to take a photo". At the bottom is an orange "Confirm" button. Annotations with arrows point to various elements: "Select the Lane" points to the "Entry1" button; "Enter the license plate number manually." points to the "Plate No." field; "Read the smart card or scan the barcode on tickets." points to the "Card or Ticket ID" field and its icon; "Click to take a photo of the car." points to the "Click to take a photo" text; and "Confirm to release" points to the "Confirm" button.

Manual Enter

Plate No.

Card or Ticket ID

Entry1

Click to take a photo

Confirm

Enter the license plate number manually.

Read the smart card or scan the barcode on tickets.

Select the Lane

Click to take a photo

Click to take a photo of the car.


Confirm to release

Enter the license plate number, read the card or scan the barcode on the ticket to check the status of the vehicle on site

<

Vehicle On Site

Plate No.

Card or Ticket ID 

Search



 Parking Information

Plate No.:

Card or Ticket ID: 162739142444

Entry Time: 2021/07/27 21:10:38

Stay Time: 1 Min 54 Sec

 Payment Information


No discount

Back

<

Vehicle On Site

Plate No.

162739142444 

Search



 Parking Information

Plate No.:

Card or Ticket ID: 162739142444

Entry Time: 2021/07/27 21:10:38

Stay Time: 1 Min 54 Sec

 Payment Information

Parking Fee: 10.60

Amount Receivable: 10.60

Amount Paid: 0.00

Amount Discount: 0.00


Tax (6.0%) : 6.00

No discount

Confirm to Pay

<

Payment Result





 Parking Information

Plate No.:

Card or Ticket ID: 162739142444

Entry Time: 2021/07/27 21:10:38

Stay Time: 2 Min 57 Sec

 Payment Information

Amount Receivable: 10.60

Amount Paid: 10.60

Amount Discount: 0.00

Tax (6.0%) : 6.00

Payment Time: 2021/07/27 21:13:35

Payment Device: EPOS

Operator: admin

Print Receipt

Enter the license plate number, read the card or scan the barcode on the ticket to search payment record.

<

Payment Record

Plate No.

162739142444

Search

P Parking Information

Plate No.:

Card or Ticket ID: 162739142444

Entry Time: 2021/07/27 21:10:38

Stay Time: 2 Min 57 Sec

Payment Information

Amount Receivable: 10.60

Amount Paid: 10.60

Amount Discount: 0.00

Tax (6.0%) : 6.00

Payment Time: 2021/07/27 21:13:35

Payment Device: EPOS


Operator: admin


Print Receipt

Parking Information

Payment Information

Print Receipt

 Relieve

 admin

Amount Receivable: 10.60

Actual Amount: 10.60

Discounted Amount: 0.00

Clock In: 2021/07/27 21:02:53

On-Duty Time: 11 Min 43 Sec

Print Receipt

Relieve

On-duty Operator Information

Print Relieve Receipt

Click to Relieve